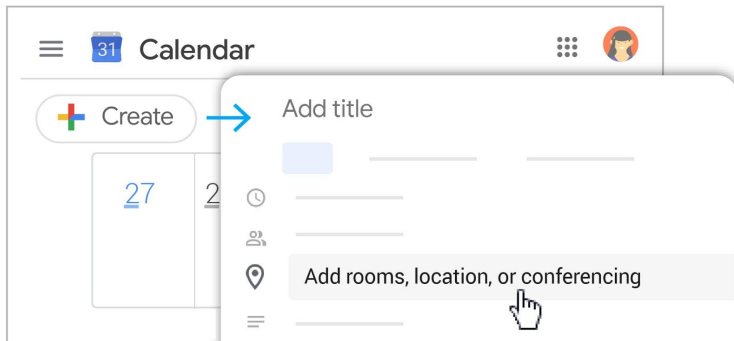


# Google Meet Quick Start

Join impromptu meetings on the go, virtual training classes around the world, remote interviews, and much more.

## 1. Schedule a video meeting from Calendar.



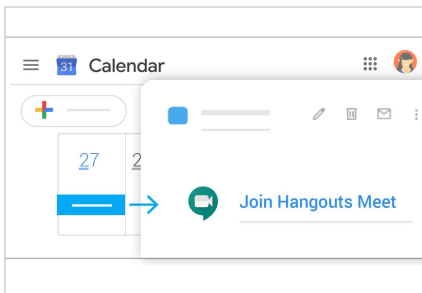
1. In Calendar, click **Create**.
2. Add your event details and guests.
3. Click **Add rooms, location, or conferencing**.
4. Click **Save**.

See other ways to [start a video meeting](#).

## 2. Ask participants to join your video meeting.

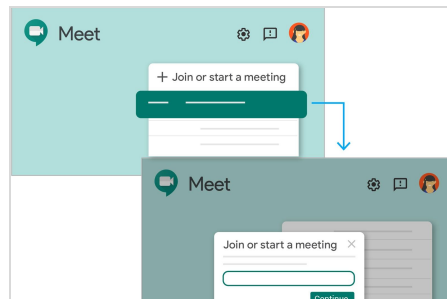
### From Calendar:

Click the event, then click **Join Hangouts Meet**.



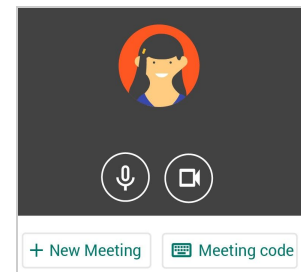
### From Meet:

Join a scheduled meeting or use a meeting code.



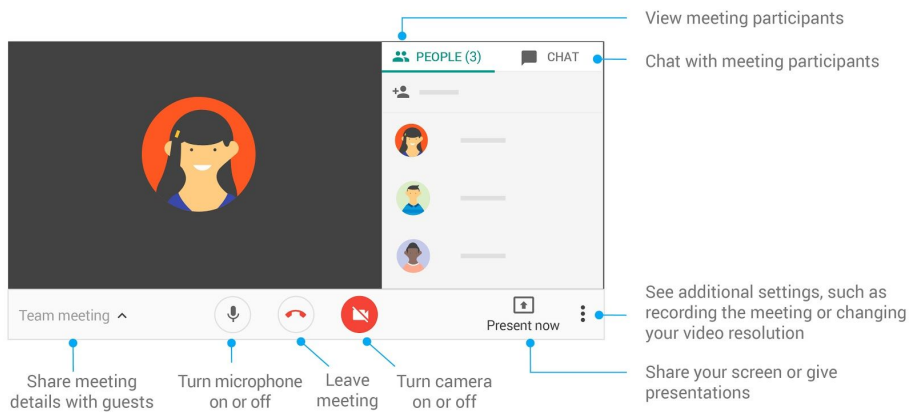
### From mobile devices:

Open the Meet app on [Android](#) or [Apple® iOS®](#) devices.



See other ways to [join a video meeting](#).

## 3. Customize your video settings and collaborate with your team.



For more Hangouts Meet help and training resources, visit the [G Suite Learning Center](#).